

Q-PLM - QUALITY ASSURANCE
FOR VET PROVIDERS USING
**PRODUCT LIFECYCLE
MANAGEMENT**



Frequently Asked Questions for the Use of the Q-PLM Software

July 2015

What is the product lifecycle?

Life cycle refers to the period from the product's first launch into the market until its final withdrawal and it is split up in phases.

What is the Product Lifecycle Management?

Product lifecycle management is a conceptual approach which takes a product throughout its entire lifetime into consideration.

Product lifecycle management can be an appropriate tool for the measurement of indicators of a VET product and the management of its lifetime. Active PLM facilitates product control, -planning, -adaptation and product innovation, thus enabling a market orientated approach of the portfolios in further education.

What are the benefits of Product Lifecycle Management for a VET provider?

VET products have a life cycle, the concept of the product life cycle plays an important role in the portfolio of a VET institution. Active Product Lifecycle Management is a tool to monitor and to control the product portfolio of a vocational educational institution.

It can be recommended not only for reasons of quality assurance, but also for the facilitation of the product development, for more transparency in the strategic business areas and for the maintenance of the competitiveness of VET providers.

It can be recommended to:

- adapt VET programs more easily to the requirements of the labour market
- allow early and immediate reaction to the rapidly changing VET market
- assess changes and their impact on the VET offer
- better control the product portfolios of VET providers
- facilitate the product development for VET providers
- improve quality assurance for VET providers
- maintain the competitiveness of VET providers
- monitor and compare several key success factors and indicators influencing the performance of a VET service / offer
- monitor the lifecycle of VET products
- response better to the pressure of innovation in VET

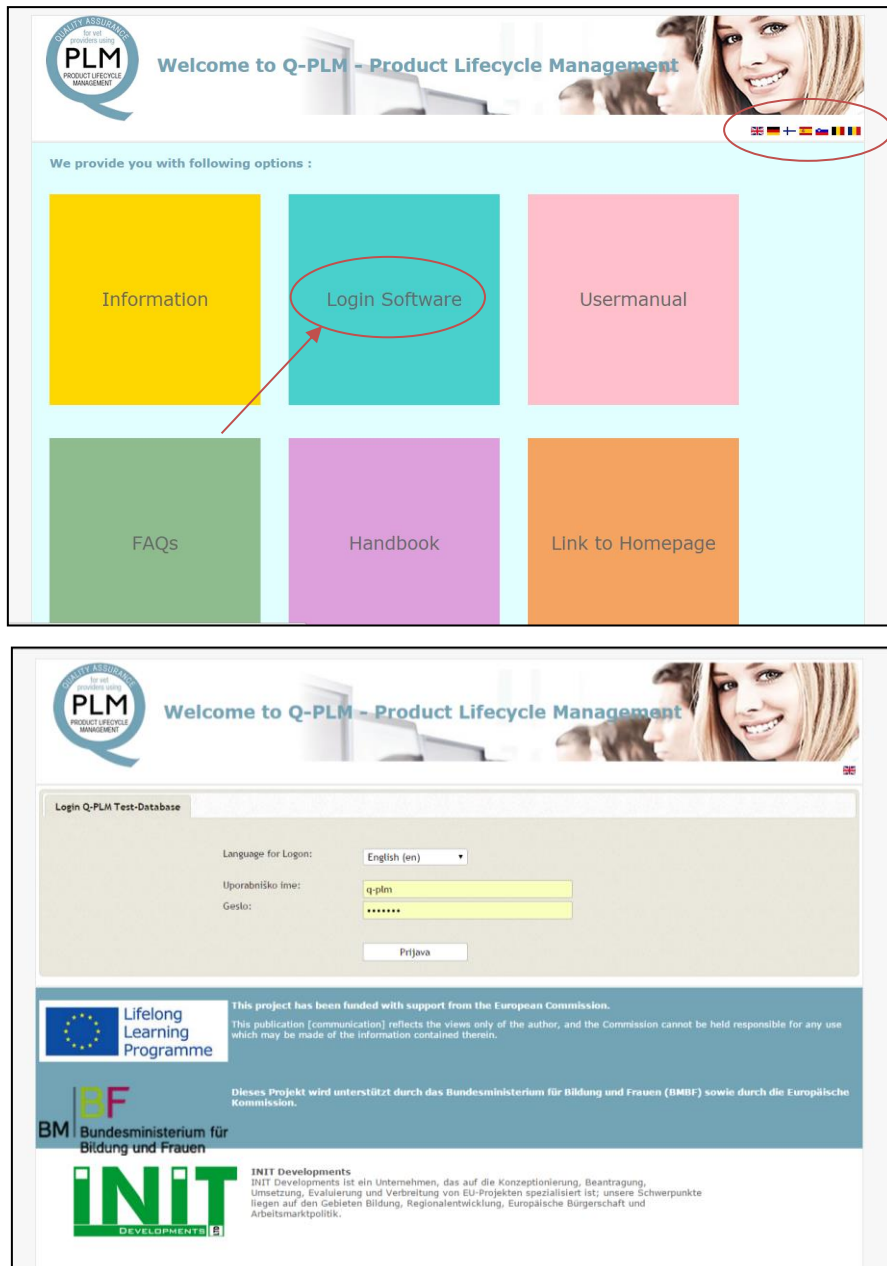
Why do I have to use Q-PLM software instead of other tools?

In the QPLM project, software has been designed specifically for VET providers identifying and defining a set of indicators that have influence on all the stages of the VET product development process: design, development, delivery and evaluation.

VET providers, social partners and other stakeholders participated in the identification of the different key success factors and indicators that are useful for monitoring the VET product/service and to cover the complete product life cycle. In this way QPLM software was designed according to the real needs of the VET providers and their specific characteristics.

How can I start to use the software?

First of all, you have to log in. Also you can select the language



Welcome to Q-PLM - Product Lifecycle Management

We provide you with following options :

- Information
- Login Software
- Usermanual
- FAQs
- Handbook
- Link to Homepage

Login Q-PLM Test-Database

Language for Logon: English (en)

Uporabniško ime: q-plm

Geslo: *****

Prijava

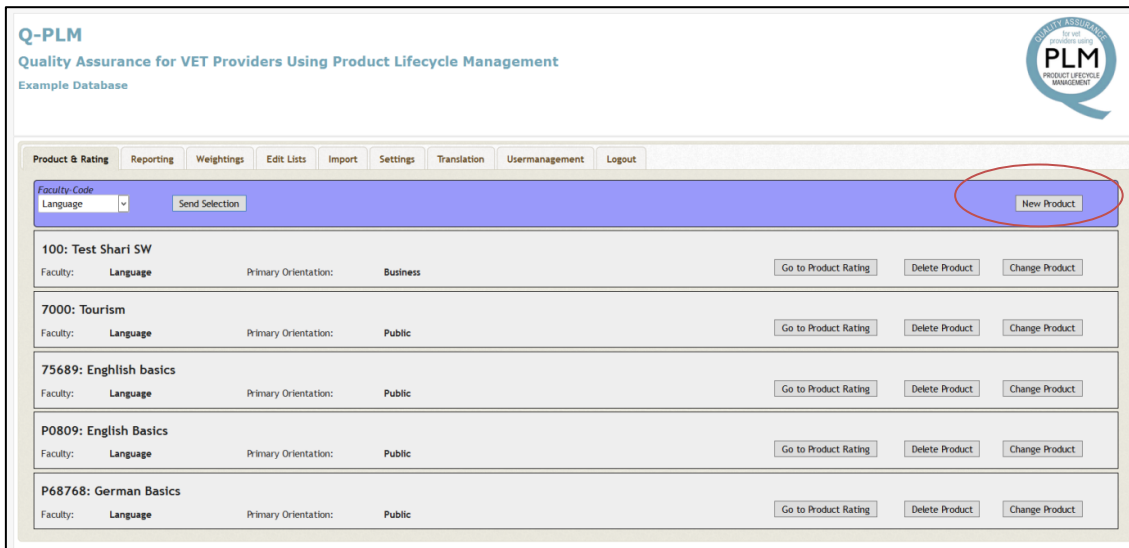
This project has been funded with support from the European Commission.
This publication (communication) reflects the views only of the author, and the Commission cannot be held responsible for any use which may be made of the information contained therein.

Dieses Projekt wird unterstützt durch das Bundesministerium für Bildung und Frauen (BMBF) sowie durch die Europäische Kommission.

INIT DEVELOPMENTS
INIT Developments ist ein Unternehmen, das auf die Konzeptionierung, Beantragung, Umsetzung, Evaluierung und Verbreitung von EU-Projekten spezialisiert ist; unsere Schwerpunkte liegen auf den Gebieten Bildung, Regionalentwicklung, Europäische Bürgerschaft und Arbeitsmarktpolitik.

How can I create a new product?

For this click on the button “New Product” on the right side of the blue panel.



Q-PLM
Quality Assurance for VET Providers Using Product Lifecycle Management
Example Database

Product & Rating | Reporting | Weightings | Edit Lists | Import | Settings | Translation | Usermanagement | Logout

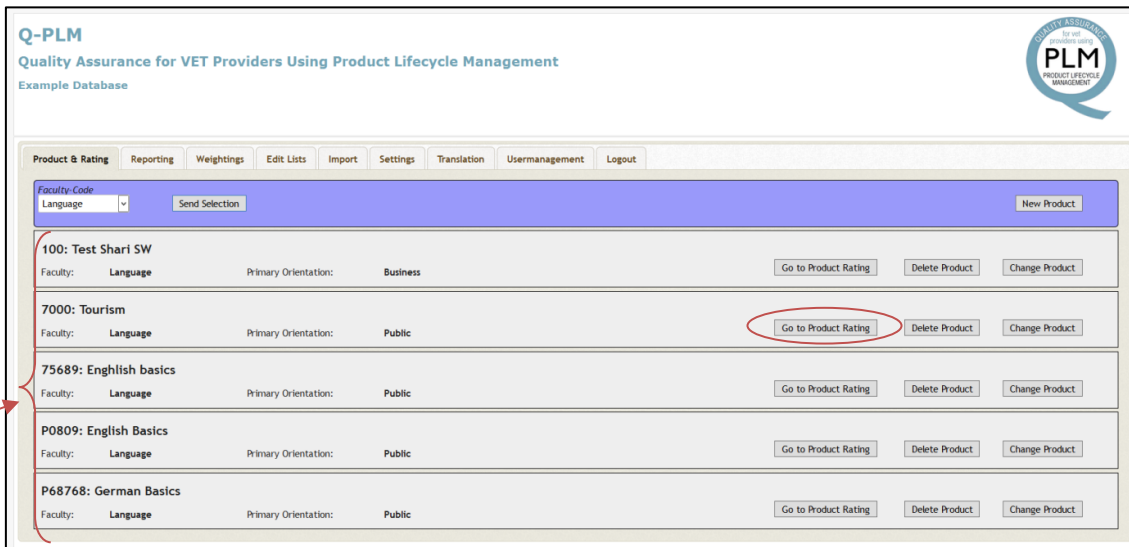
Faculty Code: Language | Send Selection | **New Product**

100: Test Shari SW	Faculty: Language	Primary Orientation: Business	Go to Product Rating	Delete Product	Change Product
7000: Tourism	Faculty: Language	Primary Orientation: Public	Go to Product Rating	Delete Product	Change Product
75689: English basics	Faculty: Language	Primary Orientation: Public	Go to Product Rating	Delete Product	Change Product
P0809: English Basics	Faculty: Language	Primary Orientation: Public	Go to Product Rating	Delete Product	Change Product
P68768: German Basics	Faculty: Language	Primary Orientation: Public	Go to Product Rating	Delete Product	Change Product

After you have clicked “New Product” you can enter the data of your product: ID of Product; Title of Product; Primary Orientation; Faculty Code.

How can I rate a product?

Select your product from the list and then click on “go to product rating”.



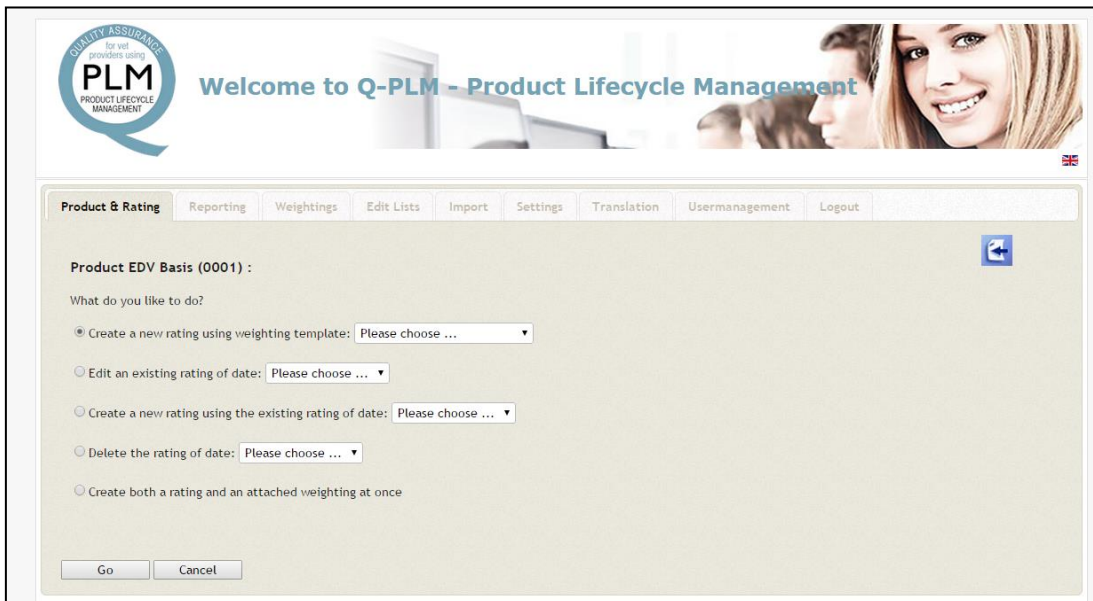
Q-PLM
Quality Assurance for VET Providers Using Product Lifecycle Management
Example Database

Product & Rating | Reporting | Weightings | Edit Lists | Import | Settings | Translation | Usermanagement | Logout

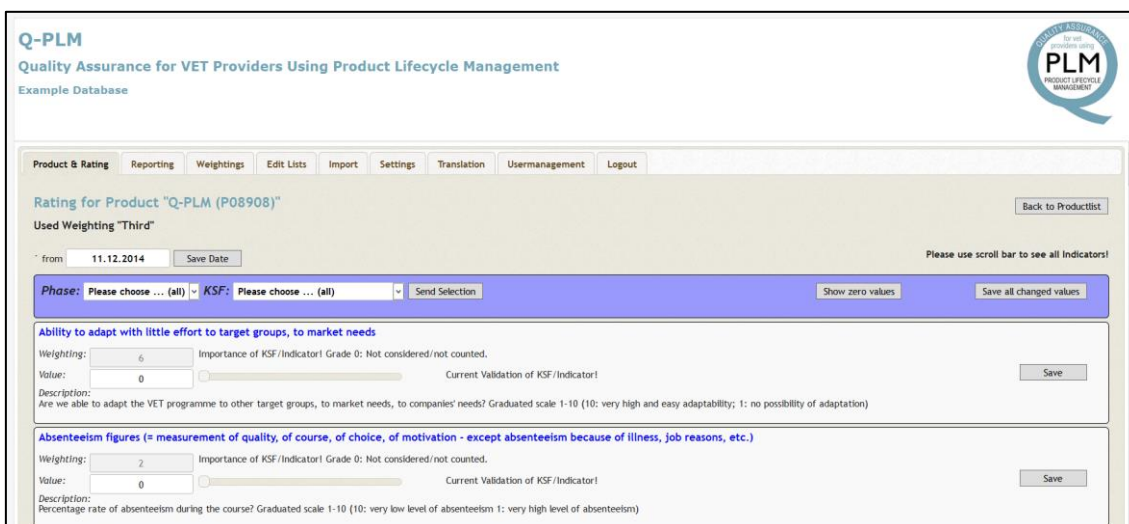
Faculty Code: Language | Send Selection | **New Product**

100: Test Shari SW	Faculty: Language	Primary Orientation: Business	Go to Product Rating	Delete Product	Change Product
7000: Tourism	Faculty: Language	Primary Orientation: Public	Go to Product Rating	Delete Product	Change Product
75689: English basics	Faculty: Language	Primary Orientation: Public	Go to Product Rating	Delete Product	Change Product
P0809: English Basics	Faculty: Language	Primary Orientation: Public	Go to Product Rating	Delete Product	Change Product
P68768: German Basics	Faculty: Language	Primary Orientation: Public	Go to Product Rating	Delete Product	Change Product

You have different options; select the more appropriate for your needs.




Once it is selected, you can start rating.



As administrator, you can also create, adapt, modify a weighting. This weighting will be the base for rating your VET product. You have to click on “weightings” and select your preference.


Q-PLM
Quality Assurance for VET Providers Using Product Lifecycle Management
Example Database



Product & Rating Reporting **Weightings** Edit Lists Import Settings Translation Usermanagement Logout

Faculty Code: Language

100: Test Shari SW	Faculty: Language	Primary Orientation: Business	<input type="button" value="Go to Product Rating"/>	<input type="button" value="Delete Product"/>	<input type="button" value="Change Product"/>
7000: Tourism	Faculty: Language	Primary Orientation: Public	<input type="button" value="Go to Product Rating"/>	<input type="button" value="Delete Product"/>	<input type="button" value="Change Product"/>
75689: English basics	Faculty: Language	Primary Orientation: Public	<input type="button" value="Go to Product Rating"/>	<input type="button" value="Delete Product"/>	<input type="button" value="Change Product"/>
P0809: English Basics	Faculty: Language	Primary Orientation: Public	<input type="button" value="Go to Product Rating"/>	<input type="button" value="Delete Product"/>	<input type="button" value="Change Product"/>
P68768: German Basics	Faculty: Language	Primary Orientation: Public	<input type="button" value="Go to Product Rating"/>	<input type="button" value="Delete Product"/>	<input type="button" value="Change Product"/>



Welcome to Q-PLM - Product Lifecycle Management

Product & Rating Reporting **Weightings** Edit Lists Import Settings Translation Usermanagement Logout

What do you like to do?

☒ Create a new weighting from scratch

☐ Edit an existing weighting:

☐ Create a new weighting using the existing weighting:

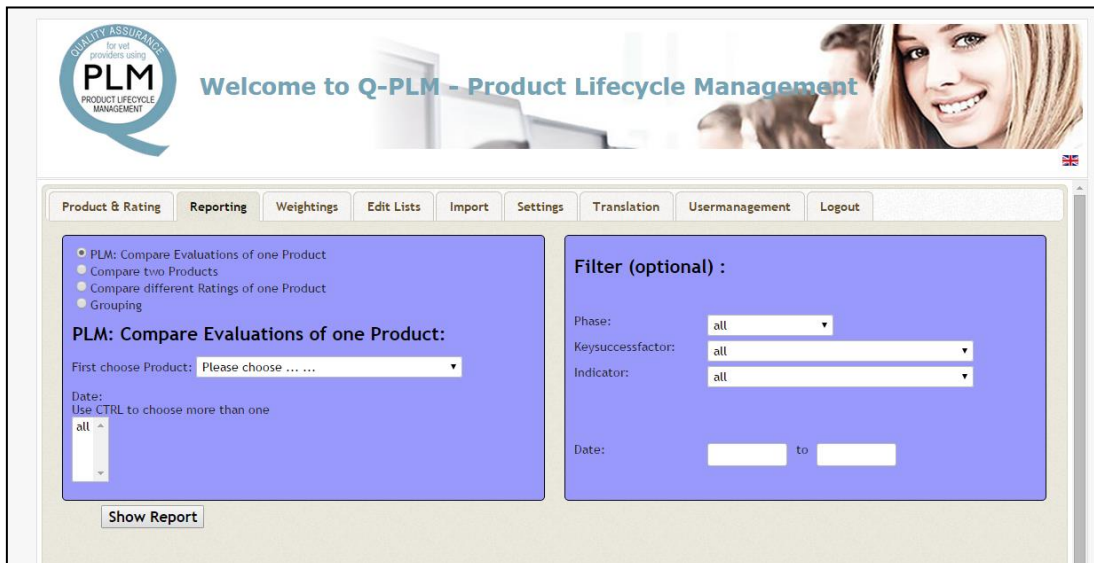
☐ Delete the weighting:

There will appear all the Key success factors and indicators to star giving them a weighting value.

What kind of information can I obtain?

In reporting and comparison of the ratings you can get information about the different products and the different stages of a product. There are different options:

- Compare evaluations of one product.
- Compare two products.
- Compare different ratings of one product.
- Grouping.



The screenshot shows the Q-PLM web application interface. At the top, there is a banner with the text "Welcome to Q-PLM - Product Lifecycle Management" and a photo of a smiling woman. Below the banner is a navigation menu with tabs: "Product & Rating", "Reporting", "Weightings", "Edit Lists", "Import", "Settings", "Translation", "Usermanagement", and "Logout". The "Reporting" tab is selected. The main content area is divided into two sections. The left section, titled "PLM: Compare Evaluations of one Product:", contains a list of options: "Compare two Products", "Compare different Ratings of one Product", and "Grouping". Below this list is a "First choose Product:" dropdown menu with the text "Please choose ...". There is also a "Date:" dropdown menu with the text "Use CTRL to choose more than one" and a value of "all". A "Show Report" button is located at the bottom of this section. The right section, titled "Filter (optional) :", contains three dropdown menus: "Phase:" with a value of "all", "Keysuccessfactor:" with a value of "all", and "Indicator:" with a value of "all". There is also a "Date:" field with a "to" separator and two empty input boxes.

You have to select the more adequate to your needs and according to the selection you will get more options to get the report.

Which options do I have as administrator?

As administrator you can:

- Create, adapt or modify weightings for indicators.
- Edit the list about Primary Orientation and Faculty Code.
- Add a new language and add translations to all parts of the software.
- Add, change and delete users.
- Import products that already exist in a list of product.

Who can I contact in case of any questions?

- Your national European partner in the Q-PLM project.
- Your national Q-PLM administrator.
- Use the Q-PLM user manual.
- Use the Q-PLM handbook.